



How do I sign up for a MyAIMStore website?

Log in with your AIM Member ID number and password / PIN at the AIM website, www.theaimcompanies.com. Click on 'MyAIMStore' in the green bar at the top of the Member home page. Click on the "Sign Up for MyAIMStore" button on the MyAIMStore page. You will be redirected to a MyAIMStore sign up form.

Where do I go to log in to my existing MyAIMStore account?

Log in with your AIM Member ID number and password / PIN at the AIM website, www.theaimcompanies.com. Click on 'MyAIMStore' in the green bar at the top of the Member home page. Click on the "Log In" button on the MyAIMStore page. The login page can also be accessed via a link in the lower right-hand corner of your MyAIMStore site. Or, use this link: {STORENAME}/wp-login.php

What is my username and password?

Your username is: {USERNAME}. If you haven't set your password yet or need to create one, click on the "Lost your password?" link (under the login form) at the login screen {link to login}. Enter your username or email address to get a new password. This will send you an email with instructions.

Can people outside my home country order through my site?

Yes, if AIM ships to that country. Not all products are available in every country. All prices shown reflect the site owner's home country, so those who live outside your home country will need to change the country, using the globe icon in the upper right corner near the shopping cart, and selecting from the drop down > Change Language or Country. Once they've selected their home country, the pricing will reflect that country's pricing.

Please note that your MyAIMStore username and password are different from your AIM Member ID number and PIN / password. Forgotten passwords may be retrieved at the login screen for a Member's personal MyAIMStore site. The login page can be accessed via a link in the lower right-hand corner of your MyAIMStore site.

What is the difference between a store name and a store URL?

The store name are the words or phrase that describe the store (e.g., Frank's FloraFood Emporium). The URL is the web address that people visit to find the store (e.g., <http://myaimstore.com/frank>).

Does AIM control parts of the URL?

All MyAIMStore URLs begin with <http://myaimstore.com/>. The desired store URL will follow the myaimstore.com/ portion of the URL.

Can I change my store URL?

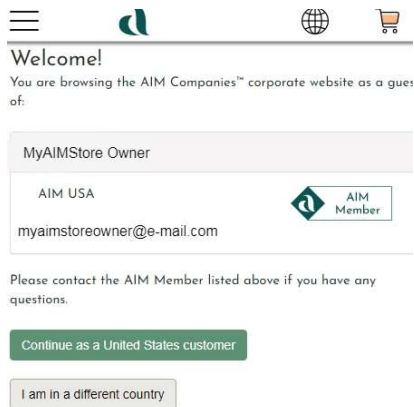
No. Changes to store URLs are not allowed.

Can I change my site name?

Yes. Your site name can be changed by logging in to your MyAIMStore website and going to Settings > General (located on the left, vertical menu on the Member's dashboard) and editing "Site Title."

Can a visitor order product and become a Member or Customer through my site?

Yes, with the new AIM Favored Customer program, when a new visitor comes to your MAS they will see the familiar two buttons: "Become an AIM Member" and "Shop Products". Clicking "Become an AIM Member" takes the visitor directly to the AIM Member signup page on the corporate website. After entering their contact details and clicking the sign up button, your new Member is ready to place their first order. Clicking "Shop Products" will take the visitor to a welcome page on the corporate website, telling the visitor they are browsing the AIM site as your guest. There are two navigation buttons: "Continue as a <country associated with your membership> customer" and "I am in a different country".



Welcome!

You are browsing the AIM Companies™ corporate website as a guest of:

MyAIMStore Owner

AIM USA

myaimstoreowner@e-mail.com

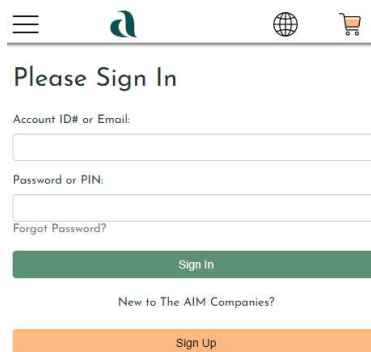
AIM Member

Please contact the AIM Member listed above if you have any questions.

Continue as a United States customer

I am in a different country

Regardless of which button the visitor clicks the MAS owner is set as the sponsor. After the visitor adds items to their cart and clicks checkout, they are taken to the sign-in page. If they are already an AIM Member or Customer, they can enter their login credentials; otherwise they click "Sign Up"



Please Sign In

Account ID# or Email:

Password or PIN:

Forgot Password?

Sign In

New to The AIM Companies?

Sign Up

Clicking "Sign Up" takes the visitor to the Create Account page where they can choose to enroll as a Member or Customer. The signup pages are very similar for both options and in either case the MAS owner is set as the sponsor.

Why do my visitors see Customer pricing?

In order to comply with AIM's internet and advertising policies, Customer prices are shown. At checkout your MAS visitor must choose to enroll and continue as either a Customer or Member. Prices shown on the checkout page will adjust accordingly based on which enrollment option the visitor selects.

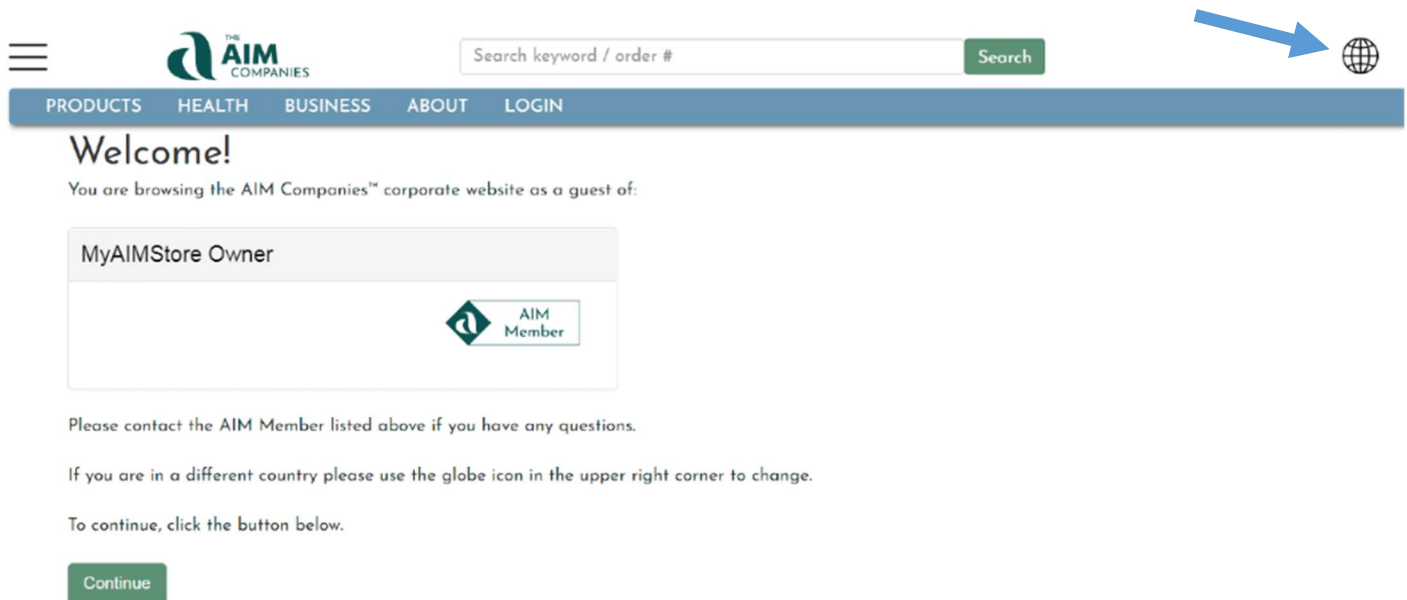
I just did a Google search for my MyAIMStore site and didn't find anything. Why is this?

It may be that your site is too new and Google hasn't indexed your site yet or your website isn't optimized for web searches. Whatever the reason, your MyAIMStore site comes with Yoast SEO (Search Engine Optimization). This easy-to-use plugin allows you to improve your search engine ranking. Access Yoast SEO by logging in to the dashboard of your site and selecting "Yoast SEO" from the vertical menu of the dashboard. Here are some resources to get you started: <https://yoast.com/beginners-guide-yoast-seo/>

How can visitors from areas outside the site owner's originating country view the product pricing and availability for their country?

At your site, visitors select 'View Products' or the 'Products' tab. A transition page will display, letting them know they're shopping as your guest. To proceed, they click on 'Continue.' This takes them to a page

displaying the products. At this point, they will click on the 'Globe' in the upper right corner. This will allow them to change the country, so they can see all available products and pricing for a selected country.



The screenshot shows the top navigation bar of the AIM Companies website. On the left is a hamburger menu icon. Next to it is the AIM Companies logo. A search bar with the placeholder text "Search keyword / order #" and a green "Search" button is located to the right. In the top right corner, there is a globe icon with a blue arrow pointing to it from the right. Below the navigation bar is a blue header with the text "Welcome!". Underneath, it says "You are browsing the AIM Companies™ corporate website as a guest of:" followed by a box containing "MyAIMStore Owner" and an "AIM Member" badge. Below this, there are three lines of text: "Please contact the AIM Member listed above if you have any questions.", "If you are in a different country please use the globe icon in the upper right corner to change.", and "To continue, click the button below." At the bottom of this section is a green "Continue" button.

Can I advertise my MyAIMStore site?

Yes, please refer to the Internet and Advertising section of the AIM Member Agreement and Policies & Procedures, available when you log in online at theaimcompanies.com or upon request.

Where can I find additional resources?

Visit <http://myaimstore.com> for additional resources, including instructions on how to customize your site and get more online exposure.

If you need further assistance, we are glad to help.

MyAIMStore Support is available via email at myaimstore@aimintl.com or by calling 1-800-477-4246, Monday through Friday from 8:00 a.m. to 4:00 p.m. MT.